

# PORTAL SCONCE 450

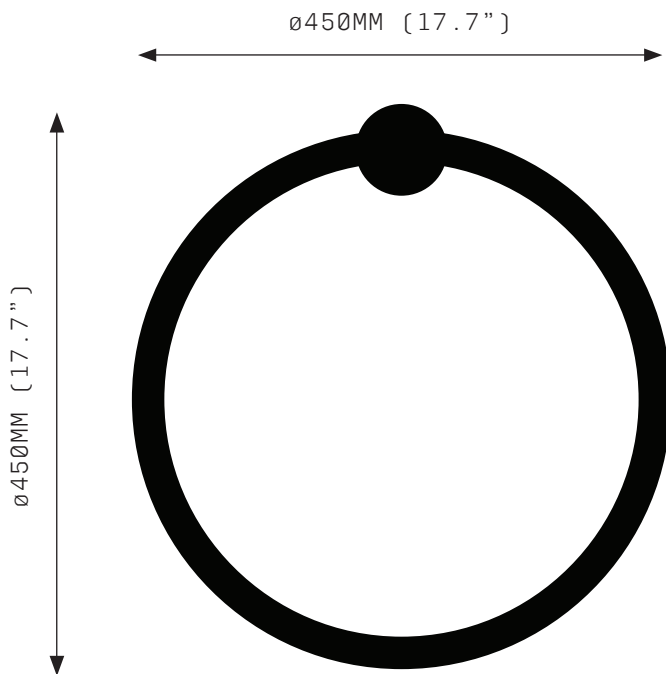


Portals are gateways, a liminal space of transition, a link to beyond. Portals are both a solid boundary and a void.

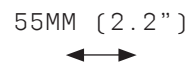
A charged space, portals have magical resonance and hint at multidimensional adventure.

PORTAL SCONCE draws on this promise. LED light floods the void, opening a space of visual possibility.

# PORTAL SCONCE 450



FRONT



SIDE VIEW

## SPECIFICATIONS

Ordering Code:  
POR.W.450

Lamp:  
24V LED WW 2700K

Lumens:  
2183 LM

Voltage:  
24V DC

Watts:  
27 W

Weight:  
Approx. 2.5 kg

Inclusions:  
Power Supply unit x 60W

Exclusions:  
User Interface, Dimmer Unit

## PRODUCT OPTIONS

Finishes:  
BB Brushed Brass

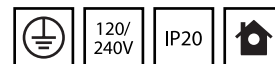
## WARRANTY

3 Years Fixture  
3 Years Power Supply unit  
3 Year LED

Portal Sconce is a solid fixture that will require very little maintenance over the years.

If your Portal Sconce is treated with care, it will shine brightly for many years to come.

Contact us for custom variations.



Installation should only be undertaken by a qualified professional