

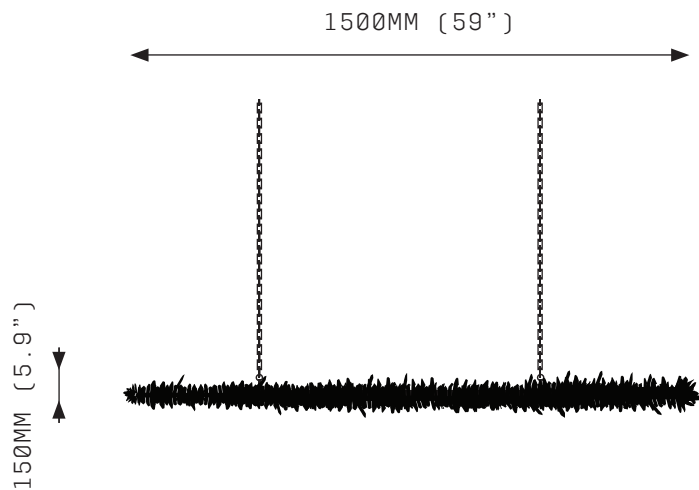
# METEOR 1500




Meteors slash through the sky, dazzling all who witness their strangeness. The ancients revered the sky-fallen as messengers, their sudden appearance heralding momentous times.

METEOR conveys the dynamism and ethereal fire of cosmic matter speeding towards Earth through carefully selected gradations of natural smoky and clear quartz. Warm, dimmable light emanates through the natural crystal, the dramatic glow drawing a fiery streak from shadow.

METEOR 1500



FRONT VIEW



SIDE VIEW

SPECIFICATIONS

Ordering Code:  
MET.1500

Lamp:  
24V LED WW 2700K

Lumens:  
6960 LM

Voltage:  
24V DC

Watts:  
58W

Weight:  
Approx. 24kg\*  
\*Exclusive of canopy

Inclusions:  
Brass Chain  
Power Supply Unit x 100W

Exclusions:  
User Interface, Dimmer Unit

PRODUCT OPTIONS

Finishes:  
GQ Smoky and Clear  
Gradient Quartz Crystal  
AB Aged Brass

Suspension:  
Chain suspension

Canopy: \*  
2 x RFM Round Flush Medium  
2 x RFL Round Flush Large  
2 x RSM Round Surface Medium  
2 x RSL Round Surface Large  
\*Refer to Canopy Specification Guide

WARRANTY

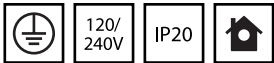
3 Years Fixture  
3 Years Power Supply Unit  
3 Years LED

Meteor is a solid fixture that will require very little maintenance over the years.

If your Meteor is treated with care, it will shine brightly for many years to come.

Quartz is a mineral formed by the Earth. Each crystal piece will be unique due to natural variation of size, shape, colour and clarity.

Contact us for custom variations.



Installation should only be undertaken by a qualified professional