

## DIAMOND RING 600








Circles have had supernatural resonance since Antiquity, embodying concepts of continuity and completion. The magic ring draws power from its circular shape, an unbreakable border that both contains and concentrates energy.

In DIAMOND RING, quartz crystals appear to have bloomed from a circular frame. The crystalline growth radiates like magical residue, following the inward and outward flow of circular energy. Like an exploded geode, DIAMOND RING reveals the mysteries of nature.

DIAMOND RING 600

\*Dimensions are approximate



SPECIFICATIONS	PRODUCT OPTIONS	WARRANTY
Ordering Code: DR.600	Finishes: Natural Quartz Crystal	3 Years Fixture 3 Years Power Supply Unit 3 Years LED
Lamp: 24V LED WW 2700K	Suspension: A-CAB Angled cable V-CAB Vertical cable	Diamond Ring is a solid fixture that will require very little maintenance over the years.
Lumens: 6104 LM	Canopy:*	If your Diamond Ring is treated with care, it will shine brightly for many years to come.
Voltage: 24V DC	RFM Round Flush Medium RFL Round Flush Large RSM Round Surface Medium RSL Round Surface Large *Refer to Canopy Specification Guide	Quartz is a mineral formed by the Earth. Each crystal piece will be unique due to natural variation of size, shape, colour and clarity.
Watts: 63W		Contact us for custom variations.
Weight: Approx. 30kg*		<div></div>
Inclusions: Power Supply Unit x 100W		Installation should only be undertaken by a qualified professional
Exclusions: User Interface, Dimmer Unit		