

DIAMOND RING 2100

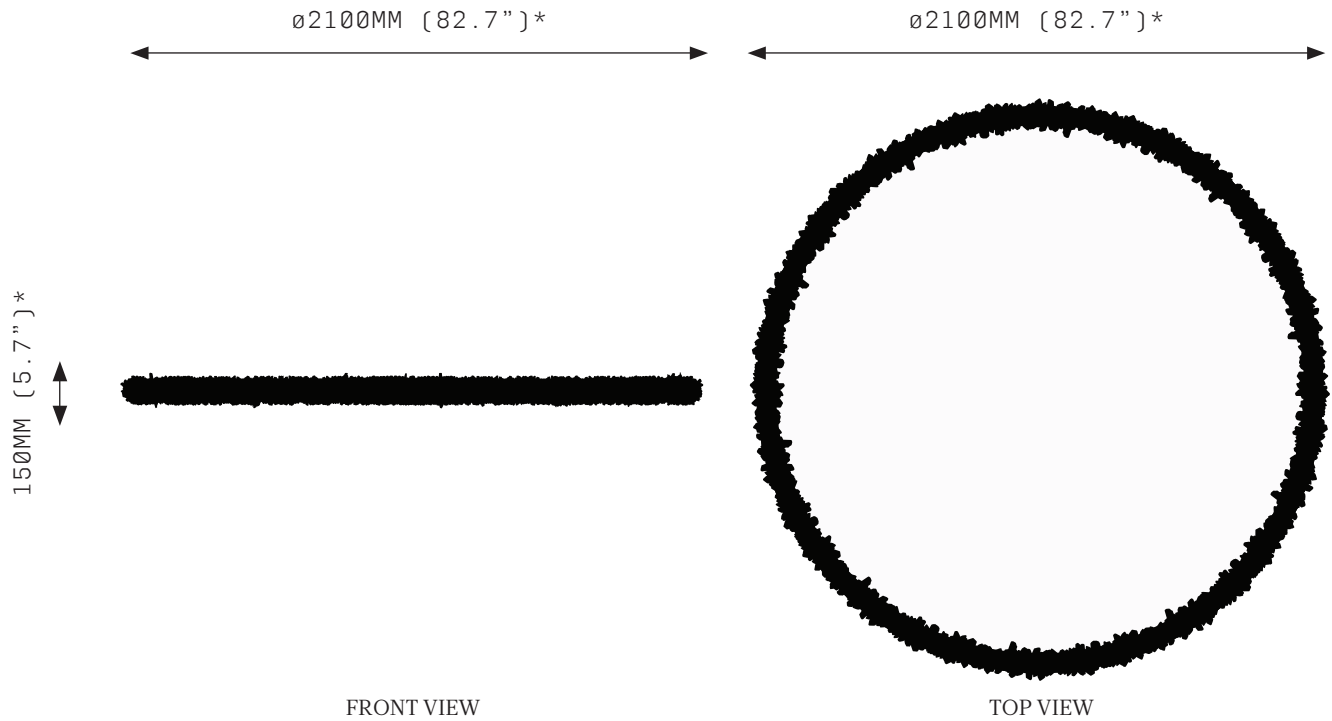






Circles have had supernatural resonance since Antiquity, embodying concepts of continuity and completion. The magic ring draws power from its circular shape, an unbreakable border that both contains and concentrates energy.

In DIAMOND RING, quartz crystals appear to have bloomed from a circular frame. The crystalline growth radiates like magical residue, following the inward and outward flow of circular energy. Like an exploded geode, DIAMOND RING reveals the mysteries of nature.

DIAMOND RING 2100

*Dimensions are approximate



| SPECIFICATIONS | PRODUCT OPTIONS | WARRANTY |
|---|---|---|
| Ordering Code: DR.2100 | Finishes: Natural Quartz Crystal | 3 Years Fixture 3 Years Power Supply Unit 3 Years LED |
| Lamp: 24V LED WW 2700K | Suspension: A-CAB Angled cable V-CAB Vertical cable | Diamond Ring is a solid fixture that will require very little maintenance over the years. |
| Lumens: 21365 LM | Canopy: * RFM Round Flush Medium RFL Round Flush Large RSM Round Surface Medium RSL Round Surface Large *Refer to Canopy Specification Guide | If your Diamond Ring is treated with care, it will shine brightly for many years to come. |
| Voltage: 24V DC | | Quartz is a mineral formed by the Earth. Each crystal piece will be unique due to natural variation of size, shape, colour and clarity. |
| Watts: 222W | | Contact us for custom variations. |
| Weight: Approx. 105kg* *Exclusive of canopy | | <div></div> |
| Inclusions: 2 x Power Supply Unit x 230W | | Installation should only be undertaken by a qualified professional |
| Exclusions: User Interface, Dimmer Unit | | |