

DIAMOND RING 1500

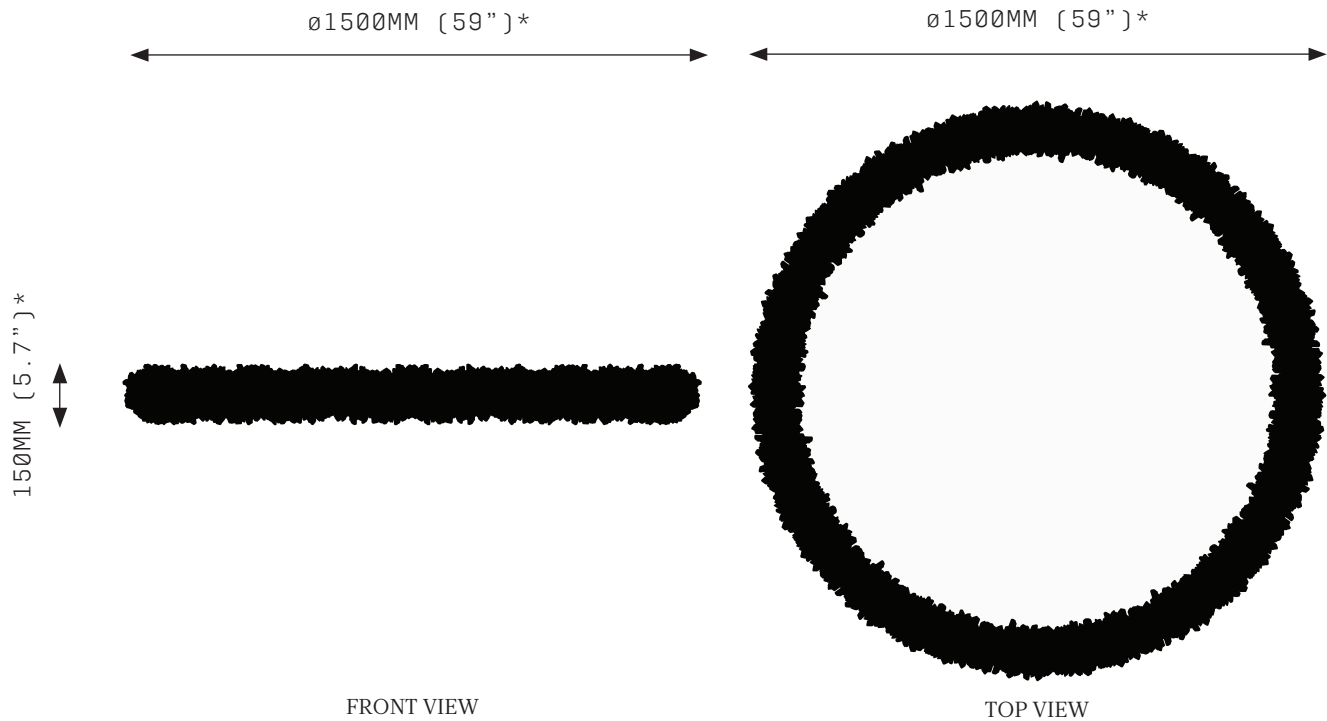






Circles have had supernatural resonance since Antiquity, embodying concepts of continuity and completion. The magic ring draws power from its circular shape, an unbreakable border that both contains and concentrates energy.

In DIAMOND RING, quartz crystals appear to have bloomed from a circular frame. The crystalline growth radiates like magical residue, following the inward and outward flow of circular energy. Like an exploded geode, DIAMOND RING reveals the mysteries of nature.

DIAMOND RING 1500

*Dimensions are approximate



SPECIFICATIONS	PRODUCT OPTIONS	WARRANTY
Ordering Code: DR.1500	Finishes: Natural Quartz Crystal	3 Years Fixture 3 Years Power Supply Unit 3 Years LED
Lamp: 24V LED WW 2700K	Suspension: A-CAB Angled cable V-CAB Vertical cable	Diamond Ring is a solid fixture that will require very little maintenance over the years.
Lumens: 15260 LM	Canopy: * RFM Round Flush Medium RFL Round Flush Large RSM Round Surface Medium RSL Round Surface Large *Refer to Canopy Specification Guide	If your Diamond Ring is treated with care, it will shine brightly for many years to come.
Voltage: 24V DC		Quartz is a mineral formed by the Earth. Each crystal piece will be unique due to natural variation of size, shape, colour and clarity.
Watts: 158W		Contact us for custom variations.
Weight: Approx. 80kg* *Exclusive of canopy		<div></div>
Inclusions: Power Supply Unit x 200W		Installation should only be undertaken by a qualified professional
Exclusions: User Interface, Dimmer Unit		